

A new breakthrough:

# List & Label 20



## Top LL20 Highlights

**.NET:** Multiple report containers, filtering and 1:1 relations at database level, HTML5 viewer ...

**Perfection:** Drill down using report parameters, export formats in the preview, OLE object, barcode optimization, XHTML export ...

**Designer:** Format painter, Office 2013 ribbon style, combined tool window, checkbox object ...



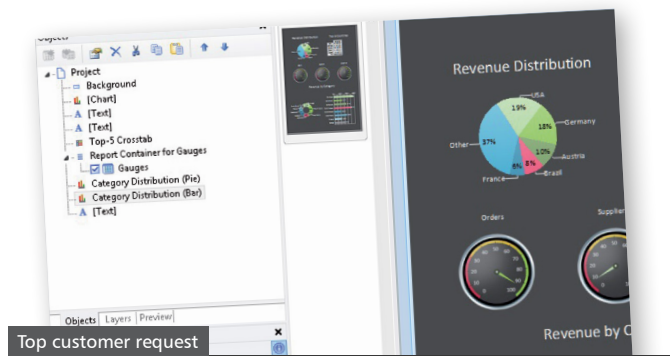
How can I get LL20? On the back you will find important information on subscriptions and our

## Early Bird Offer!

# .NET

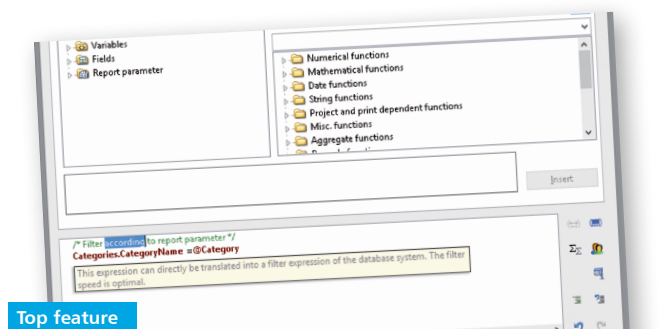
For developers working in a .NET environment, List & Label 20 offers multiple new features that make our report generator more intuitive and easy to use.

Without altering the code, you can now use several report containers. This makes creating complex reports considerably simpler. Filtering at the database level and added options for 1:1 relationships provide an immense performance boost. New and improved data providers, including providers for Access, Excel, SQLite In-memory and Google's BigQuery, make List & Label one of the most flexible reporting tools on the market. And last but not least, the HTML5 viewer offers extensive functionality in almost any browser.



## Multiple Report Containers

The option to incorporate several report containers eliminates the need for workarounds, for example by using table columns instead. You simply place your report containers wherever you want your tables, diagrams or other objects to appear, such as in dashboards or side-by-side reports.



## Filtering at Database Level

Where possible, all SQL-based data providers, plus AdoDataProvier and XmlDataProvider, now convert filter statements into native database queries. This enables users to filter data in the blink of an eye.

```
SELECT * FROM PRODUCTS
LEFT JOIN CATEGORIES ON
PRODUCTS.CATEGORYID = CATEGORIES.
CATEGORYID
```

## 1:1 Relationships

List & Label's SQL-based data providers now use JOIN commands to support 1:1 relationships. This dramatically reduces the number of queries required for a filter statement. As a result, you benefit from more efficient use of network and server resources, and considerably faster report generation. In fact, test results shows that this feature speeds up report creation by a full 90%!



## HTML5 Viewer

The HTML5 viewer enables reporting in almost any browser, including on mobile devices. ASP.NET is required on the server side. If you use WebForms or MVC, all of the interactive features in the List & Label preview will be ready to go, in any operating system.

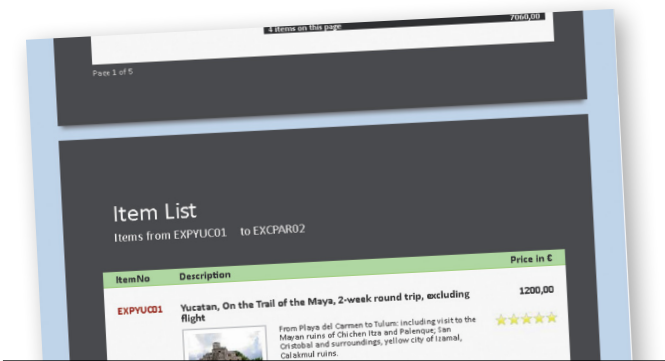
You benefit from:

- ✓ Interactive sorting
- ✓ Drilldown functionality
- ✓ Report parameters
- ✓ Incremental rendering
- ✓ Optimization for touchscreen devices
- ✓ Navigation
- ✓ Zooming
- ✓ Printing on the client
- ✓ Multiple export formats such as PDF, MS Word and Excel ...

# Perfection

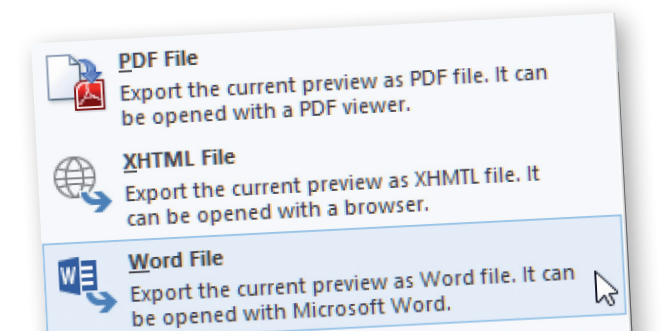
Many tried-and-trusted List & Label features have been enhanced in version 20, and now come with added functionality. Even long-term users will discover a host of smart new innovations.

The report parameters introduced in LL19 now incorporate a quick and easy-to-use drilldown function for tables, crosstabs, and a variety of charts. New export formats have been added to the preview window. And by popular demand, we have introduced 64-bit support for OLE objects, plus the option to define the file names of linked objects using a formula. All barcodes created in List & Label now meet international standards and have been tested for maximum readability. What's more, we have completely revamped the XHTML export feature. The end results are better than ever before – thanks to an enhanced display of the individual export pages, and more.



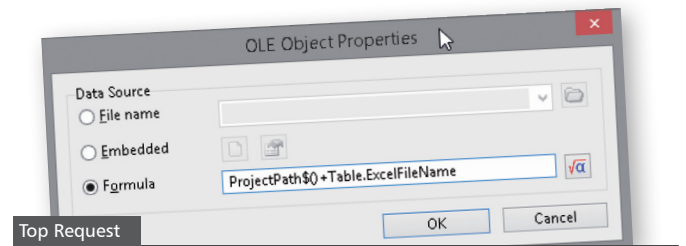
## XHTML Export

XHTML export has received a complete makeover. It now supports texts rotated in 90° increments, better maintains spacing between objects and enhances the display of individual pages.



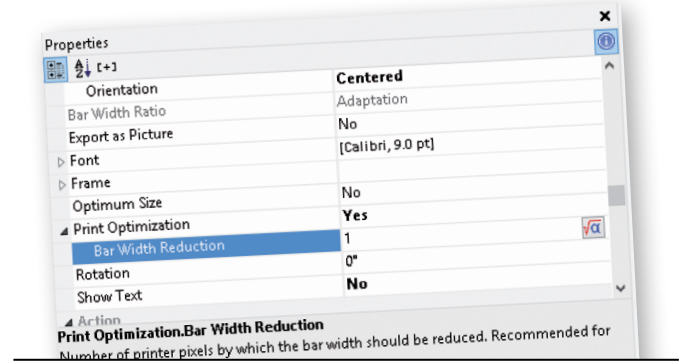
## Export Formats in Preview Window

In addition to the formats previously available in the preview (text, PDF, and various image types), we have added the ever-popular MS Word, MS Excel and XHTML.



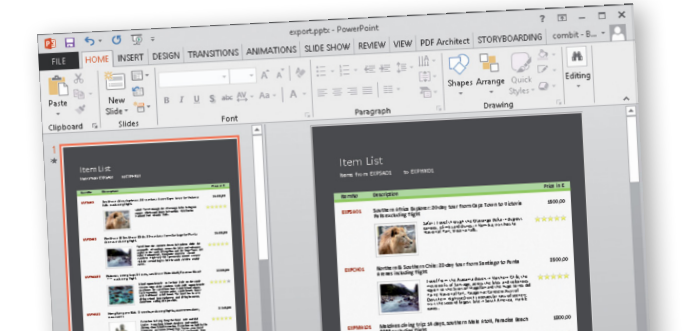
## OLE Object

LL20 now offers a 64-bit option for the OLE object. What's more, users can define the names of linked files using formulas – making it possible to automatically add files with timestamps generated at regular intervals, for example.



## Barcode Optimization

combit has collaborated with REA VERIFIER to enhance the quality of LL barcodes, bringing them up to the "A" level as defined by ISO/IEC 15416 (depending on the paper and printer). With inkjet printers, reducing the number of pixels improves the quality.



## PowerPoint Export

Users can now design their reports in List & Label and export them directly to PowerPoint. One click of the mouse and their presentation is ready to go, packed with the latest figures for the next meeting.

# LL in Action: combit Report Server

**Alexander Horak, combit**  
Head of Development Report Server



**Alex, you are Head of Development for the Report Server. First off, what exactly is the Report Server?**

The Report Server is a business intelligence solution based on List & Label. It analyzes the latest data on a server to produce comprehensive reports. The Report Server can be deployed with the utmost flexibility as it integrates all key data sources, is quick to set up, and easy to manage.

**How did you find integrating List & Label?**

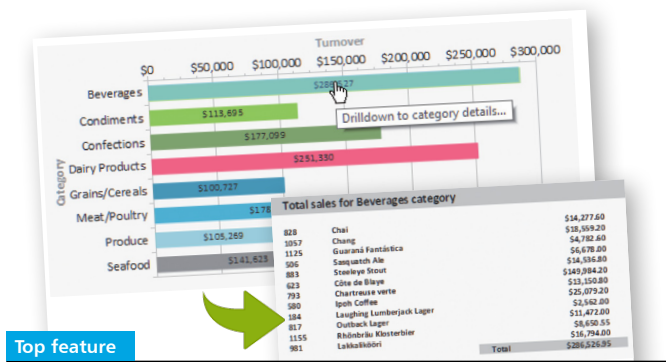
I've been a developer at combit for many years and I know our report generator inside out. But there was another member of our team who had never worked with List & Label until he joined the company. Despite that, he was able to build it into a prototype in no time at all. And his conclusion? "Integrating List & Label works like a dream." Thanks to List & Label, we were able to quickly incorporate the user-friendly Designer and wide-ranging options for generating and exporting reports into the Report Server.

**Will List & Label users easily be able to find their way around the Report Server?**

Certainly. The Report Server Designer includes the full-range of functions offered by our List & Label reporting tool, some of which are truly unique. We designed the Report Server's web interface to be clear, simple, and easy to navigate. The goal was to make operating the program entirely intuitive. The combit Report Server is incredibly straightforward to administrate. Even complex corporate structures with diverse user departments can be accurately reflected using groups. Plus defining and managing rights is simplicity itself.

**And are you already working on the next version? What can we expect to see?**

The next version will of course incorporate List & Label 20. We can look forward to some great new features, especially the option to export to MS PowerPoint and the HTML5 viewer. But that's all I'm going to give away for now. ;)



## Drill Down Using Report Parameters

In LL20, users have the option to drill down using report parameters in tables and crosstabs, in shapefiles (e.g. for geovisualization), pie, donut and bar charts. This new function complements the existing option to drill down via relations. Report parameters were introduced in LL19, and quickly became a highly popular feature.

These parameters enable end users to select specific values in the preview. In this way, they can define which information should be displayed.

The option to filter data at the database level (see section on .NET) makes report parameters more powerful still. End users simply click on an area of a diagram to view a subreport containing the specific values for this area.

## More

### In-memory Data Provider

LL20's new data provider wraps other data sources, supports sorting and SQL-based filters sidestepping prior limitations and boosting performance. Moreover, it supports relationships between diverse data sources.

### Google BigQuery Data Provider

Google's popular data warehouse allows users to search through millions of data records at lightning speed. In LL20, these queries can be directly integrated via the data provider.

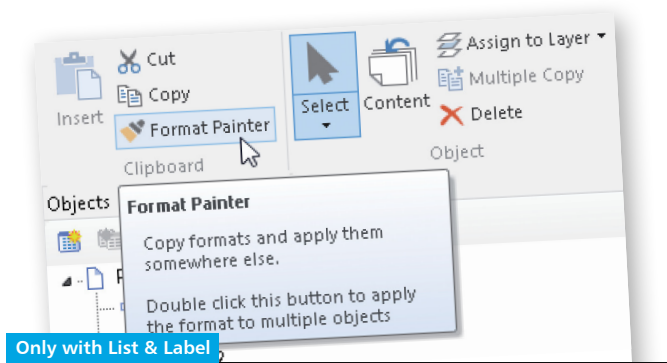
### Further Data Provider Enhancements

LL20 incorporates new data providers for Access and Excel 2013. Moreover, we have made a host of improvements and adjustments for users working with an SQLite in-memory database.

# Designer

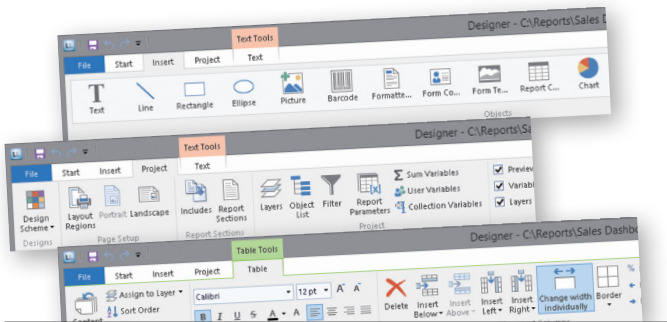
For our users, the Designer forms the heart of our report generator. So we focused on maintaining maximum user friendliness, even for the more complex functions.

We received many requests to incorporate functionality for copying formatting from one object to another. In List & Label 20 we have made this possible: by adding the "Format painter" feature. What's more, the Designer now comes with a checkbox object. The menu ribbon has been adapted to the current, flatter Office 2013 style for a fresh, contemporary look and feel. And the redesigned "Objects" toolbox combines two previously independent windows, complete with a toolbar for simple and straightforward use.



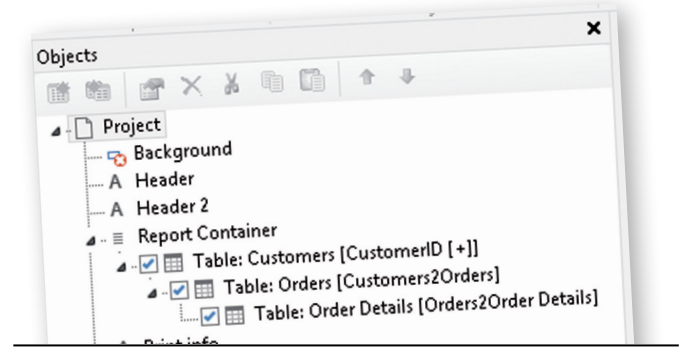
## Format Painter

Users can now easily copy settings such as the font, color, background and alignment from one object to another. Even more complex items such as charts and crosstabs can be formatted with ease and speed, saving vast amounts of time.



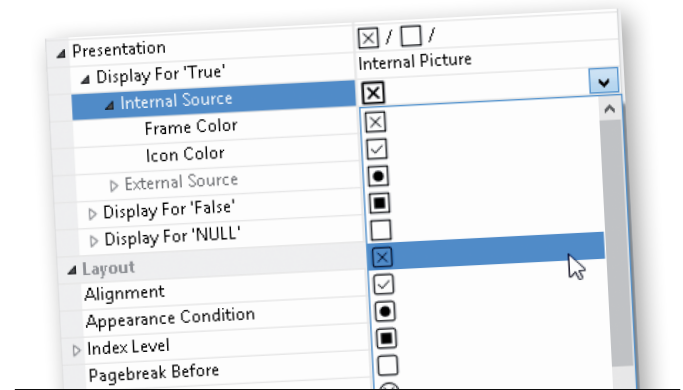
## Office 2013 Ribbon Style

We have adapted the ribbon menu to reflect the latest version of MS Office and its flat icons, creating a fresh, streamlined and intuitive interface.



## Combined Tool Windows

The "Objects" and "Report structure" tool windows, frequently used yet previously separated, have now been combined for significantly faster reporting. Moreover, the new window comes with its own toolbar.



## Checkbox Object

Checkboxes can be used in diverse ways: to indicate whether an item is available for delivery, for example, or to create multiple-choice questionnaires. Thanks to a broad range of settings they are highly flexible, suitable for integration as a stand-alone object or into table fields.

## Other

### Optimized Designer

In addition to the undo function, users can now redo actions in the designer. Moreover, they can move, scale and copy objects with greater ease.

### Enhanced Preview

Just like the Designer, the preview now incorporates a zoom slider. In addition, you can expand and collapse multiple areas at the same time.



100% recycled,  
printed with  
eco-friendly ink.



# Your Version 20!

## Subscribers

With an active Professional or Enterprise Edition you already have LL20 included – and you are all set. You'll receive information on the download. If you have already registered your previous version, your update will already be registered and ready to collect. Otherwise, please register the previous version.

## Customers With Other List & Label Licenses

**You can save 20% up to Oct. 21, 2014**

- on the regular update price for the Standard Edition 20.
- on the regular first year's price for an upgrade to a Professional or Enterprise Edition – also applies to restarting a subscription.

Act now to make the most of this offer for any license. In future, it will only apply to versions from the last two years.

## New Customers




You will receive the Standard Edition 20 as a download free of charge if you purchase the Standard Edition 19 after Oct. 10, 2014 and register it by Nov. 30, 2014.



**Release expected Oct/Nov 2014**

**Early bird offer only valid until Oct. 21, 2014**

### Place your order now!

 [www.combit.com/shop](http://www.combit.com/shop)     [sales@combit.net](mailto:sales@combit.net)  
 +49 (0) 7531 90 60 10 or  
+1 800 256 3608 (toll-free in the US)

© **combit GmbH 2014**, subject to changes and possible errors! This content is only a description and does not represent a guarantee for the quality of the product. Please note that with the third-party product versions that are mentioned, different releases may occur that include other functions. We therefore recommend trying out our free of charge test version in order to avoid any possible problems in advance. All named products and product descriptions as well as logos are brands, registered trademarks or the property of their respective owners.

combit GmbH  
Untere Laube 30  
78462 Konstanz  
Germany

**Sales & Service Team**  
tel. +49 (0) 7531 90 60 10  
fax +49 (0) 7531 90 60 18  
[sales@combit.com](mailto:sales@combit.com)

**combit.com**