

Turn Up Your Success:

# List & Label 21



## Top LL21 Highlights

**Designer:** Conditional formatting, enhanced drag and drop, consolidating formula errors, improved handling of default fonts, new color picker, ...

**.NET:** Nested tables, native aggregate functions, new and enhanced data providers, new Web Designer, thumbnails in HTML5 viewer, ...

**There's more:** Scripting support, enhanced PDF export, digital signature in PDF, 32/64 bit mail proxy, ...



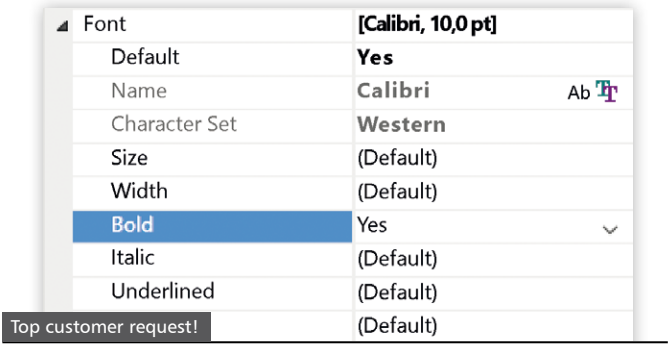
How can I get LL21? On the back you will find important information on subscriptions and our

## Early Bird Offer!

# Designer

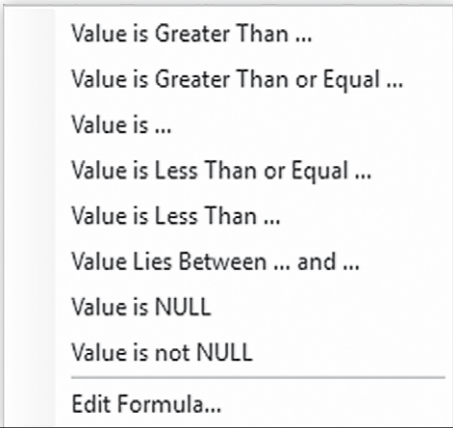
The report designer is vital to you, and your users. The richer and more intuitive the functionality, the more design possibilities are opened up – adding value to your applications, and increasing user satisfaction. For this reason, the focus of version 21 development has been the report designer.

In addition to a host of new features, many tried-and-trusted functions have been improved, and are now more intuitive. Your users can leverage the reporting tool to generate comprehensive, high-impact reports – quickly, easily, and freely.



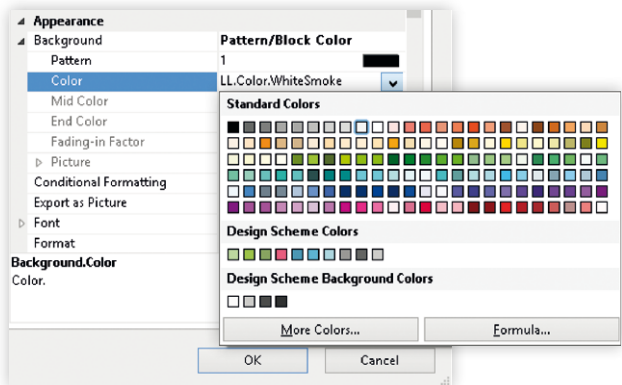
## Default Fonts

Previously, the use of a non-default font required all attributes to be redefined. Now, a single attribute (for example “bold”) can be changed without impacting other settings.



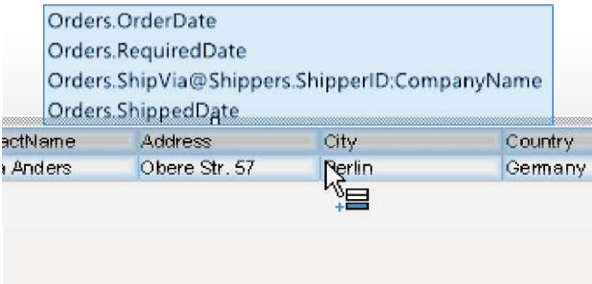
## Conditional Formatting

You can now define colors, font attributes, formatting, and frames for particular values. In LL21 you can use the feature without complicated conditions. Of course you can still use formulas.



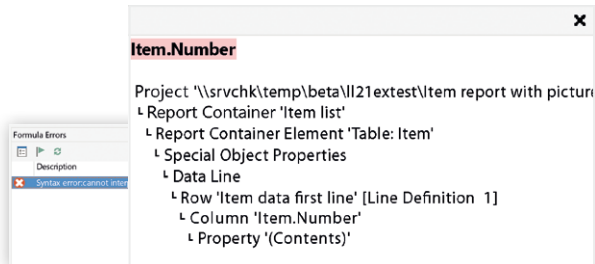
## Enhanced Color Picker

The new color picker is clearly structured, and easier for users to understand. Plus: the button for the formula dialog has moved into the field of vision.



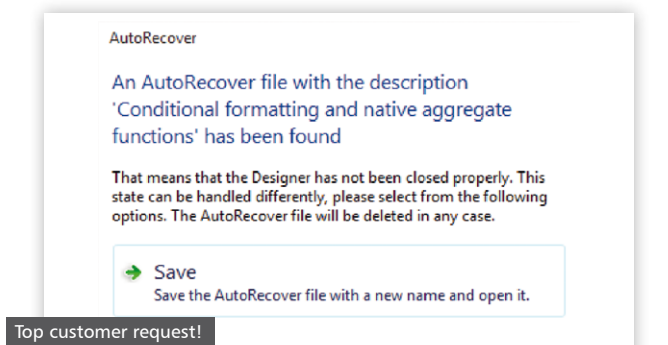
## Better Drag and Drop

You can now select fields, and simply drag and drop them to wherever a report container should be created. To create sub-tables, drag and drop additional fields on to the target table to produce a 1:n report.



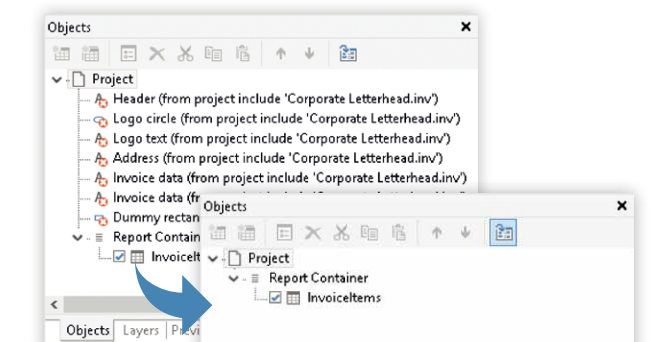
## Consolidating Formula Errors

Errors in formulas are now consolidated, and displayed in a single window. This makes it far easier to identify root causes. Double-clicking on an error directs you to the place where the error can be corrected.



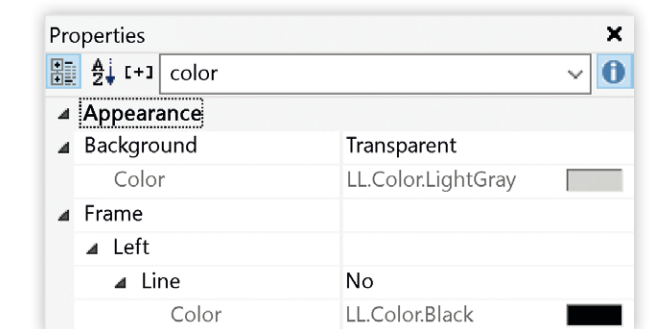
## AutoRecover

Projects can be automatically saved at user-defined intervals in a separate location – ensuring that a copy of your work remains available, even in case of an error. The next time you launch the Designer, you will be prompted to use the back-up copy.



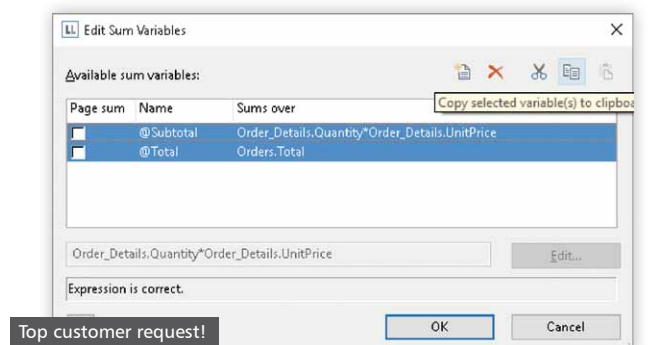
## Included Projects

Included projects are edited in the original project; as a result, all changes are made centrally. To prevent the object list from becoming excessively confusing and complex, objects from included projects can be hidden, and displayed again when required. An included project can itself contain further projects.



## Searchable Property Windows

You can now filter by expression within the property windows to quickly locate the setting you wish to change.



## User and Sum Variables Dialog

Now, it is possible to select multiple (rather than individual) variables, and to then copy and transfer them in a single action via the clipboard from one project to another – simplifying work with complex variables a lot.

## Additional Designer Enhancements

### Ruler Guides

Placing a guide in a report automatically launches a position dialog. If guides are moved, those movements are in increments of the defined unit of measurement (e.g. millimeters).

### Report Container Structure

Where the relationship between two tables is clear, the relation names in the object window are hidden.

### Report Container Frame

The attributes of the frame around the report container are now freely definable, allowing it to be tailored to individual needs.

### Formula Wizard

The new “Colors” tab helps you to create formulas containing color parameters.

### Drag and Drop

Variables can be dragged and dropped into existing paragraphs where they are added.

### Search Function in Preview

Searches can now be performed quickly and easily via shortcut within the preview by means of the standard Windows dialog that is well known by your users.

### New Designer Functions

ToFrac\$() displays values as fractions, e.g., 7.25 is shown as 7 1/4. URLEncode\$() and URLDecode\$() encode links, e.g. to create QR codes.

# .NET

Version 2.1 means you can make better, more comprehensive use of List & Label's outstanding capabilities in .NET. Many users expressed a desire to be able to nest tables – and we have now fulfilled that wish. Native aggregations requiring CPU-heavy operations are executed directly in the corresponding database.

Web developers will love the completely new Web Designer, which is no longer a browser plug-in but a stand-alone program. Thumbnails in the HTML5 viewer help users navigate large documents. And there are a variety of new, powerful data providers for the reporting tool. Assemblies are now available in .NET 4.0 versions that make full use of this platform's enhanced capabilities.

**Beverages**

ProductName	QuantityPerUnit	UnitPrice	Sales
Chai	10 boxes x 20 bags	18,00 €	0,00 €
Chang	24 - 12 oz bottles	19,00 €	0,00 €
Guaraná	12 - 355 ml cans	4,50 €	166,50 €
Fantástica			
Sasquatch Ale	24 - 12 oz bottles	14,00 €	560,00 €
Steeleye Stout	24 - 12 oz bottles	18,00 €	144,00 €
Côte de Blaye	12 - 75 cl bottles	263,50 €	0,00 €
Chartreuse	750 cc per bottle	18,00 €	486,00 €
verte			
Ippoh Coffee	16 - 500 g tins	46,00 €	690,00 €
Laughing Lumberjack Lager	24 - 12 oz bottles	14,00 €	0,00 €
Outback Lager	24 - 355 ml bottles	15,00 €	870,00 €
Rheinbräu Klosterbräu	24 - 0.5 l bottles	7,75 €	192,50 €
Lakkaikööri	500 ml	18,00 €	270,00 €

Top customer request!

## Nested Tables

Next to the category you can now list e.g. the belonging products with their revenues. The "master" column supports horizontal alignment to display centered text next to detail data. Nested Tables may contain sub-tables to clearly display 1:n:m relations.

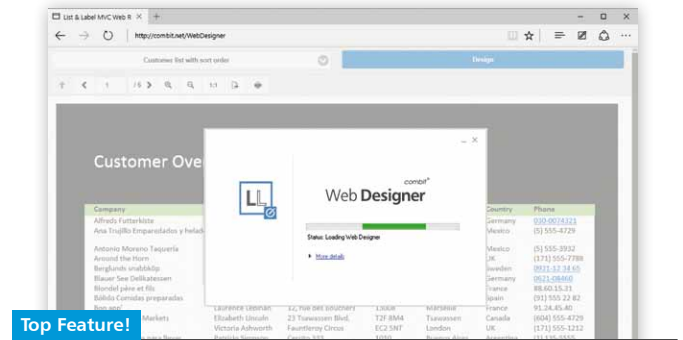
Native Aggregate Functions

#	NativeAvg ({All}, [{Bool}], [{Bool}])
#	NativeCount ({All}, [{Bool}], [{Bool}])
#	NativeMax ({All}, [{Bool}], [{Bool}])
#	NativeMin ({All}, [{Bool}], [{Bool}])
#	NativeStdDevPop ({All}, [{Bool}], [{Bool}])
#	NativeStdDevSamp ({All}, [{Bool}], [{Bool}])

Top Feature!

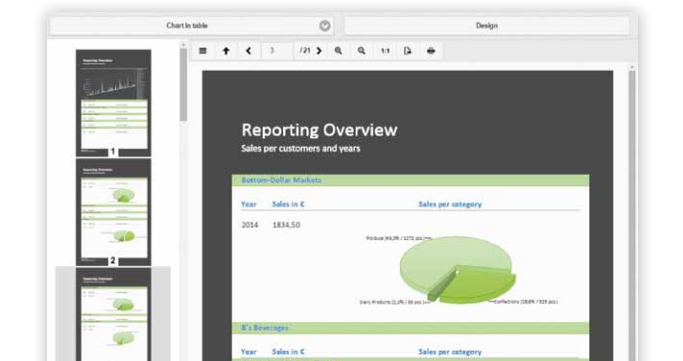
## Native Aggregate Functions

The SQL, ADO.NET and object data providers allow CPU-intensive aggregations to be performed in the database system directly – resulting in a huge improvement in the speed of report execution.



## New Web Designer

With our new Web Designer you are no longer dependent on your browser. The remote data provider enables direct and automatic access to server-side data sources – enabling real-data preview that is familiar to you from desktop applications.



## Thumbnails in the HTML5 Viewer

Thumbnails help you effectively navigate multi-paged reports by giving you a bird's-eye view of your entire document.

## Other

### New Data Providers

Data providers are now available for Oracle, SharePoint, remote data, and Cassandra.

### Improved Data Providers

The universal ObjectDataProvider for .NET 4.0 assemblies has been enhanced to include dynamic, precompiled LINQ expressions for rapid filtering and sorting at database level. OData is becoming increasingly important – with this in mind, the data provider has been completely updated, and now supports the latest version of OData.

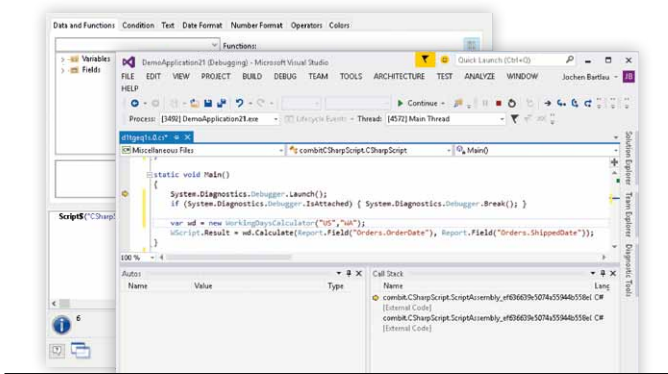
### .NET Source Code

Our .NET component source code is frequently updated, and the latest version is now available to customers with the Enterprise Edition for downloading – simplifying debugging, and for use as a reference.

# There's More!

List & Label updates have consistently outpaced competitors in terms of new features and enhancements – and the solution does not just keep pace with the state of the art, it sets entirely new standards.

Scripting support allows you to harness the powerful features of the .NET Framework for designing your reports. And for PDF export, you now benefit from support for digital signatures and ZUGFeRD electronic invoicing. What's more, our mail proxy service resolves the problems associated with distributing emails with a Microsoft Office version with the "wrong bitness".




## Scripting Support

Support is provided not just for the List & Label formula language, but is now also optionally available for C# and for scripting languages such as VBScript in the formula wizard. This is a significant enhancement to List & Label. With Visual Studio, you can even debug your script directly in the IDE.



## PDF Export

Support for Type3 fonts reduces file size, and does away with the need for additional fonts in the viewer. There is direct support for PNG files, and enhanced presentation of transparencies. A further new feature is the support for combo boxes as form elements.



## Digital Signatures

You can now include a field within PDFs for a digital signature or digital certificate. A click on the field starts the process. You can use your own certificates or you use the signature card solution of one of our partners.

## More

### Direct Support for ZUGFeRD Format

In addition to the support provided by our partner Intarsys, Version 21 will include direct support for ZUGFeRD electronic invoice format to enrich PDFs with meta data for faster processing in business solutions.

### 32/64 Bit Mail Proxy

The optional mail proxy process translates MAPI commands to the required architecture if your application does not possess the same "bitness" as your installed Microsoft Office package.

### Enhanced RTF Export

Text in table cells that has been exported to RTF can be rotated through 90° or 270° degrees. It is possible to use a mix of portrait and landscape formatting. Support is available for PNG image format.

### Form Elements in Tables


Edit fields, combo box and checkbox controls can be output to any line of a table.

### Portrait and Landscape

When switching between portrait and landscape within the designer, users have the option of automatically adjusting the size and position of objects in line with the new layout. Manual corrections are generally not needed.



100% recycled,  
printed with  
eco-friendly ink.



# Your Version 21!

## Subscribers

With an active Professional or Enterprise Edition you already have LL21 included – and you are all set. You'll receive information on the download. If you have already registered your previous version, your update will already be registered and ready to collect. Otherwise, please register the previous version.

## Customers With Licenses Older Than LL19

**You can save 20% up to Oct. 28, 2015**

- on the regular price for the Standard Edition 21.
- on the regular first year's price for an upgrade to a Professional or Enterprise Edition.

## New Customers




You will receive the Standard Edition 21 as a download free of charge if you purchase the Standard Edition 20 after Sept. 10, 2015 and register it by Nov. 30, 2015.



**Release expected Oct/Nov 2015**

**Early bird offer only valid until Oct. 28, 2015**

### Place your order now!

 [www.combit.com/shop](http://www.combit.com/shop)     [sales@combit.com](mailto:sales@combit.com)  
 +49 (0) 7531 90 60 10 or  
+1 800 256 3608 (toll-free in the US)

© **combit GmbH 2015**, subject to changes and possible errors! This content is only a description and does not represent a guarantee for the quality of the product. Please note that with the third-party product versions that are mentioned, different releases may occur that include other functions. We therefore recommend trying out our free of charge test version in order to avoid any possible problems in advance. All named products and product descriptions as well as logos are brands, registered trademarks or the property of their respective owners.

combit GmbH  
Untere Laube 30  
78462 Constance  
Germany

**Sales & Service Team**  
T +49 (0) 7531 90 60 10  
F +49 (0) 7531 90 60 18  
[service@combit.com](mailto:service@combit.com)

**combit.com**