

Technical Details

combit Report Server 28
Part of the List & Label Enterprise Edition

Contents

Report Server in Use 3

Configuration in a Flash 4

Functional Principle 5

Control Report Server via API 6

Customized Report Output..... 7

Overview..... 8

Report Server in Use

Management :: Expert Users :: IT-Professionals :: Use-Cases



Management

The Report Server is a comprehensive and highly efficient platform for controlling, sales management, competitive analysis and much more. Trends and success factors in all corporate areas are always visible - regardless of the device type. This new transparency gives you control over the current situation at all times and significantly accelerates work processes.

Your advantages

- ✓ Keep Big Data under control
- ✓ Access data on the go
- ✓ Accelerate workflows and reduce costs
- ✓ Strengthen the competence of employees



Expert Users

The intuitive do-it-yourself controls allow you to create, retrieve and distribute reports without requiring a special IT level. That's the way how you become your own reporting expert and gain a solid overview of relevant company figures. This improves your standing in the company and you score with meaningful management presentations.

Your advantages

- ✓ Create reports independently
- ✓ Deliver strong management reports
- ✓ Increase efficiency in the long term
- ✓ Flexible working with smartphone, notebook or tablet



IT-Professionals

With user-friendly and future-oriented technology and with the award-winning Report Designer from List & Label, the Report Server lets you efficiently complete reporting tasks. You decide whether you create reports yourself or distribute them to colleagues and superiors. This enormously speeds up your organizational processes.

Your advantages

- ✓ Connect numerous data sources
- ✓ Completely set up in a matter of seconds
- ✓ Uncomplicated administration
- ✓ Distribute tasks efficiently in the team

Possible Use-Cases

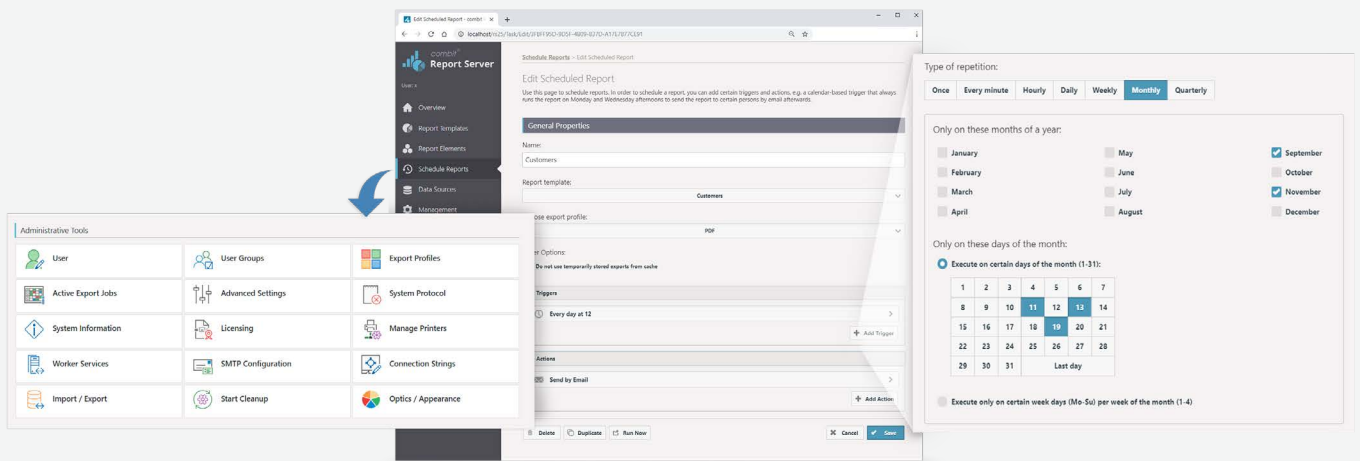
- Prepare key figures from existing applications in a meaningful and flexible way
- Create management-cockpits or dashboards with your important sales and production statistics
- Generate item lists with current inventory, barcodes and images
- Customize allocation maps for your analysis
- Design employee badges with picture, contact data and barcode
- Prepare machine maintenance schedules with a precise schedule
- Sales figures from the web shop (e.g. via REST)
- Project status / Tickets in the development department (e.g. from the ticketing system via REST)

Tip!

Native Apps for Windows, Android and iOS are available in the respective stores.

Configuration in a Flash

Manage Reports :: Create Report Elements :: User Administration :: Work Mobile



New report templates can be conveniently created in the Report Server, even with a high level of detail. You can define data sources, export formats and validity periods as well as a schedule for automatic creation as required.

Subreports and project includes: Save time when creating new reports and easily incorporate recurring elements such as letterheads, tables and charts as subreports or includes.

Schedule and run reports automatically. Also distribution is possible via email, FTP, FTPS, Microsoft OneDrive, Google Drive, Dropbox, SFTP, Webhook, or simply the file system. For example, a report with the sales figures of the week is always generated on fridays at 12 am and sent to the members of the management by email. In addition, the file is stored in the intranet for archiving purposes. That's how the combit Report Server protects your back and saves time.

Report elements form a central location where recurring objects such as company logos, general terms and conditions, PDF documents, images or any text can be stored. They can be accessed quickly and at any time. The folder structure is freely configurable.

The combit Report Server contains **a large number of usable data sources**. These can be configured as required in their own folder structures. In addition, own data sources can be easily connected.

The Query Assistant helps you to effortlessly create queries that can optionally be converted to SQL queries. MS SQL, Oracle and MySQL/MariaDB are supported. With the ability to define your own queries, you can display hierarchical structures in reports, even if they are not linked on the database level. The involved tables and fields simply have to be selected.

Reporting in your own corporate design: you can adapt the Report Server's user interface to your own branding. Just replace the Report Server logos with your own. In addition, you can define accent colors for various regions, for example the menu.

User management via individual group rights: you define which users have the right to output reports, edit report templates or data sources or manage the entire system through their respective group memberships. You can group users precisely according to company hierarchy or individually. Users with domain accounts can be set up directly via Active Directory import.

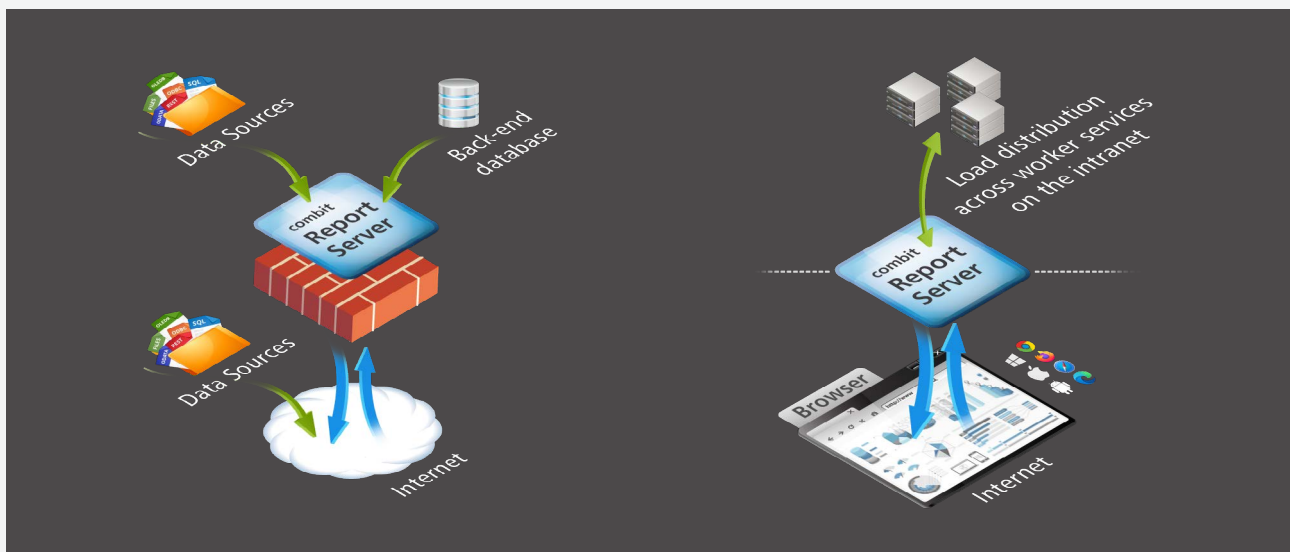
PC, Notebook, Tablet, Smartphone: while the combit Report Server is installed and in use on a Windows operating system, it can be accessed in all common desktop and mobile browsers. You can switch the user interface between German, English, French, Italian and Spain. Touch-optimized on tablet and smartphone.

Create simple tables and charts quickly and intuitively with the fully browser-based Ad-hoc Designer. For more comprehensive reports, use the locally installed Windows-based Report Server Designer.

By the way: You can extend the Report Server Designer with your own objects and functions to enable complex calculations within your code or user-defined objects.

Functional Principle

Connect Data Sources



With the Report Server, you can **configure data sources** individually and without special programming knowledge. Therefore the Report Server offers you perfect connections in all directions. Direct access to all important data sources is in real time. Data sources that use individual files can retrieve them directly from the web server as well as from network shares. OData-, REST-, RSS-, XML- and JSON-based data sources additionally support an automated download from the Internet.

Enterprise reporting with simultaneous generation of many reports is also possible. The Report Server Worker Services automatically take care of load balancing across multiple systems.

Technical Details

combit Report Server 28
Part of the List & Label Enterprise Edition

combit®

Functional Principle |
Control Report Server via API |

Data Sources:

- Apache Cassandra	- MariaDB	- OpenEdge
- CouchDB	- Microsoft Access	- Oracle
- CSV	- Microsoft Azure SQL	- PostgreSQL
- Firebird	- Microsoft Excel	- Redis
- Google Analytics	- Microsoft SQL Server	- REST
- Google BigQuery	- MongoDB	- RSS
- Google Sheets	- MySQL	- Salesforce
- GraphQL	- OData	- SQLite
- IBM DB2	- ODBC	- XML
- JSON	- OLE DB	

Additional possibilities:

- Multiple data sources for each report
- Single queries via SQL
- Stored Procedures and Table-Valued Functions for SQL
(MS SQL, PostgreSQL, Oracle and MySQL/MariaDB)
- Query Assistant (MS SQL, PostgreSQL, Oracle and MySQL/MariaDB)
- Definition of relations

Your data source is not listed?

You can also easily create your own data providers with List & Label and add them to the Report Server. If you have any questions, just contact us!

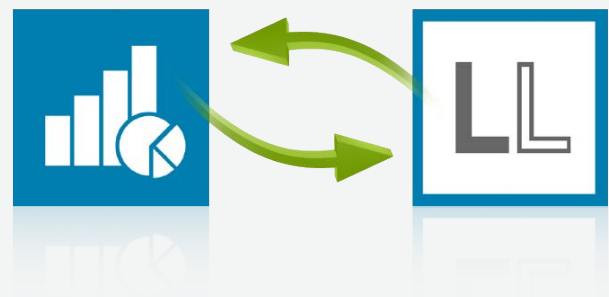
Control Report Server via API

REST API :: .NET Framework :: .NET Core

The combit Report Server offers a platform- and language-independent option for direct report integration into your own applications via the REST API. The specialized ClientApi provides additional functions in the .NET environment, for example to add existing List & Label reports and data sources.

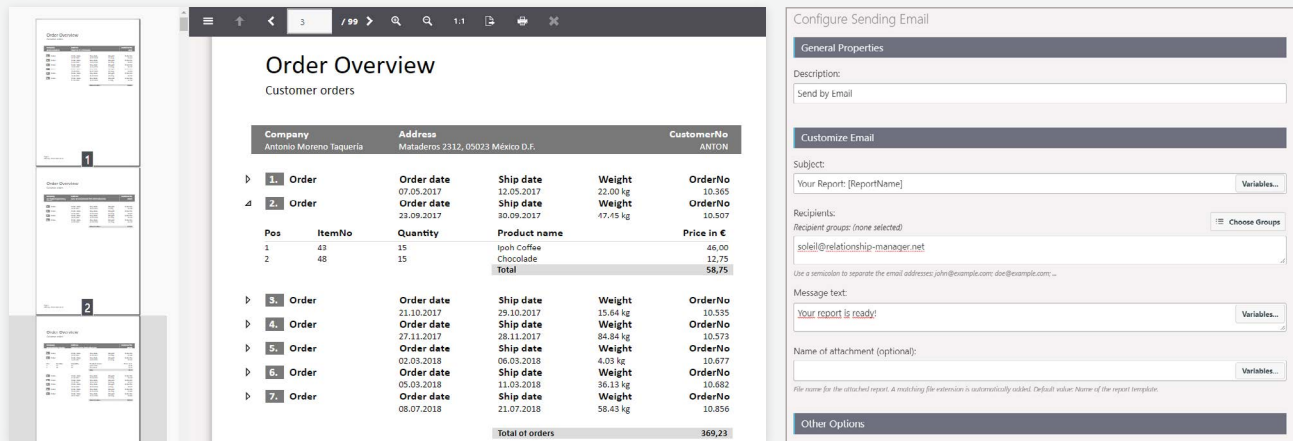
The combit.ReportServer.ClientApi Assembly is

- platform-independent,
- compatible with .NET Framework 4, .NET Core 3.1, .NET 6 and .NET 7
- supports the use of async/await and
- comes with a C# sample project and extensive documentation.



Customized Report Output

REST API :: .NET Framework :: .NET Core



Thumbnails in the interactive preview for accurate navigation

Planning options for automatic email delivery

You can use the **interactive preview** in your reports in almost any browser, especially on all mobile devices. At one go you get a variety of additional features compatible with any operating system, including interactive sorting, expandable regions, drilldown, and report parameters. In addition, thumbnails allow you to navigate accurately, especially with multi-page reports. Use your configured export profiles to easily and directly export from the preview.

Reports are generated automatically with the Report Server and distributed via email, FTP, SFTP, Microsoft OneDrive, Google Drive, Dropbox or simply the file system. Once configured, this saves a lot of time, which you can invest in other projects. And to keep everything under control, the last 10 versions of a report template are automatically saved. They can be reactivated and retrieved on request. A generated report can also be cached (duration adjustable) and is therefore quickly available again. Scheduled reports can also be configured via Webhooks. As a result, notifications for successfully created reports are possible. In addition to specifying the connection data, user-defined fields can also be specified for the notification, which can then be evaluated on the recipient side.

Unlimited export options are available for your data. From PDF to Excel and PowerPoint to HTML files, you have a wide range of file output options at your disposal. You can individually configure the export template for each report in advance.

Flexible email delivery will make you forget about time-consuming report emails to colleagues or business partners in the future. With the Report Server you can deliver your reports with a large number of planning options - time, repetition interval, report format, etc. - to pre-defined recipients or entire user groups automatically and stress-free via SMTP.

Overview

Data Sources

- Apache Cassandra
- CouchDB
- CSV
- Firebird
- Google Analytics
- Google BigQuery
- Google Sheets
- GraphQL
- IBM DB2
- JSON
- MariaDB
- Microsoft Access
- Microsoft Azure SQL
- Microsoft Excel
- Microsoft SQL Server
- MongoDB
- MySQL
- OData
- ODBC
- OLE DB
- OpenEdge
- Oracle
- PostgreSQL
- Redis
- REST
- RSS
- Salesforce
- SQLite
- XML

Additional possibilities:

- Multiple data sources for each report
- Single queries via SQL
- Stored Procedures and Table-Valued-Functions for SQL (MS SQL, PostgreSQL, Oracle and MySQL/MariaDB)
- Query assistant (MS SQL, PostgreSQL, Oracle and MySQL/MariaDB)
- Definition of relations

You can also easily create your own data providers with List & Label and add them to the Report Server.

Barcodes

- 2 of 5: DataLogic | Interleaved | Industrial | Matrix
- 3 of 9 alias Alpha 39 alias Code39: mit CRC | ohne CRC
- Aztec
- Codabar | Codablock F | Code 11 | Code 128 | Code 93 | Code 93x 0
- Datamatrix
- Deutsche Post: Identcode | Leitcode | Premiumadress
- EAN-13 P2 (ISSN) Magazines
- EAN-13 P5 (Bookland- ISBN) Books
- EPC (GiroCode) QR-Code
- German Parcel
- GS1 128 | EAN 128
- GS1 DataBar: Einfach | Expanded | Limited | Stacked | Stacked Omni | Truncated
- GTIN 13 | EAN 13 | UCC-13 | JAN-13
- GTIN 8 | EAN 8 | UCC-8 | JAN-8
- Intelligent Mail ® (IMB)
- ISBN
- Japanese Postcode
- KIX ®, Dutch Postcode
- Maxicode
- MSI | MSI Plain | MSI+10+10-MSI+10+CD | MSI+11+10
- NVE | SSCC
- Pharmacode
- PDF417 | MicroPDF417
- PZN | PZN8 (pharmaceutical registration number)
- QR-Code (minimum version configurable)
- Royal Mail | UK Postcode
- UPC-A/E
- US-FIM
- US-Postnet

Export Formats







- Bitmap
- CSV
- EMF vector graphics
- HTML
- JSON
- JPEG
- List & Label preview
- Multi-page TIFF (compression adjustable)
- MHTML
- Microsoft Excel (XLS and XLSX)
- Microsoft PowerPoint (PPTX)
- Microsoft Word (DOCX)
- Microsoft XPS
- PDF (also PDF/A)
- PNG
- Rich Text Format (RTF)
- SVG (scalable vector graphics)
- TIFF (compression adjustable)
- XML

Server-sided Printing

Reports can also be output directly to one or more printers set up on the server. Once selected, they are then available in the export profiles. Different export profiles can be configured for the different printer settings.

Report Distribution

- Copying files to the network
- Dropbox upload
- eMail delivery (SMTP)
- FTP upload
- Google Drive Upload
- Microsoft OneDrive Upload
- SFTP-Upload
- Webhook call

System requirements	
Application Server	<ul style="list-style-type: none"> - Windows 10 (Version 20H2 - 22H2, Pro/Enterprise Edition, 64-Bit only), Windows 11 (Version 21H2 - 22H2, Pro/Enterprise Edition), Windows Server 2012 R2 - 2022 (64-Bit only) - XPS-printer driver „Microsoft XPS Document Writer“. - Minimum 1,2 GB hard drive space. - For caching, we recommend at least 2 GB hard disk space.
Database System (for the System Database)	<p>The internal system database is required for saving report templates and configuration purposes. The database system can run on the same server as the application server.</p> <ul style="list-style-type: none"> - Microsoft SQL Server 2012 SP4 - 2022 (including Express Edition). Please see the respective Microsoft references (e.g. https://www.microsoft.com/en-us/sql-server/) for information regarding system requirements and configuration. - PostgreSQL 10 - 15. Please see the respective PostgreSQL references (e.g. https://www.postgresql.org/) for information regarding system requirements and configuration.
Worker Service	<p>If roughly 20 parallel print jobs or more are used (depending on the efficiency of the server), we recommend installation of the Worker Service so that computer performance will be distributed among other systems.</p> <ul style="list-style-type: none"> - Windows 8.1, Windows 10 (Version 20H2 - 22H2, 64-Bit only), Windows 11 (Version 21H2 - 22H2), Windows Server 2012 R2 - 2022 (64-Bit only) - XPS-printer driver „Microsoft XPS Document Writer“.
combit Report Server Designer	<p>The combit Report Server Designer will be needed for designing report templates.</p> <ul style="list-style-type: none"> - The external Designer is an application that will run on 32- and 64-bit operating systems. - Windows 8.1, Windows 10 (Version 20H2 - 22H2), Windows 11 (Version 21H2 - 22H2), Windows Server 2012 R2 - 2022 - Minimum 200 MB hard drive space.
Access to the combit Report Server	<p>Note: Version numbers can change frequently. combit tries to provide the required changes for new versions, so that the latest version is supported, however combit does not assure that. Older versions which are no longer supported by the respective manufacturer („end-of-life“) may still be used, however combit does not assure that either.</p> <ul style="list-style-type: none"> - Supported desktop browsers: Google Chrome, Microsoft Edge (Chromium), Mozilla Firefox, Apple Safari. - Supported mobile browsers: Android, Apple iOS. - JavaScript and cookies must be enabled (at least for the session). <div>       </div>

combit GmbH Buecklestr. 3-5 78467 Constance Germany

© combit GmbH, subject to changes and possible errors! This content is only a description and does not represent a guarantee for the quality of the products. Please note that with the third-party product versions that are mentioned, different releases may occur with other functions. We therefore recommend trying out our free-of-charge trial version in order to avoid any possible problems in advance. All named products and product descriptions as well as logos are brands, registered trademarks or the property of the respective manufacturer.

combit.com